

NSE Equities Weekly Performance Week 32 2022

Indicator	Week 31	Week 32	w-w
NSE 20	1,726.66	1,799.46	4.2%
NSE 25	3,298.91	3,417.40	3.6%
NASI	142.01	146.88	3.4%
NSE Mkt CAP (KES Bn)	2,213.26	2,289.34	3.4%
VOLUMES (Bn)	63.84	45.10	-29.4%
NSE Turnover (KES Mn)	1,617.88	1,085.02	-32.9%
NSE Turnover (USD Mn)	13.59	9.09	-33.1%
Foreign Net Δ (KES Mn)	(0.51)	(0.49)	4.6%
Foreign Activities	59.5%	47.1%	

NSE Market Performance Week 32 2022

Counter	Value (KES Mn)	Volumes (Mn)	Net Foreign Activity (KES Mn)	% Foreign Activity
SCOM	561.44	18.49	(439.30)	54.6%
EQTY	194.76	3.70	81.22	47.7%
KCB	127.89	3.01	(91.57)	49.3%
IMH	50.56	2.97	0.01	0.0%
EABL	23.17	0.15	(7.94)	43.3%
Total KES	1,084.83	45.10	(490.27)	100.0%
Total USD	9.09		(4.11)	

Top Gainers

Counter	Week 31	Week 32	Δ%
Uchumi	0.24	0.27	12.5%
TPS Eastern	15.30	16.95	10.8%
WPP Scangroup Ltd	3.56	3.91	9.8%
Limuru Tea	462.00	507.00	9.7%
TransCentury Limited	1.20	1.30	8.3%

Top Foreign Buys - Week 32 2022

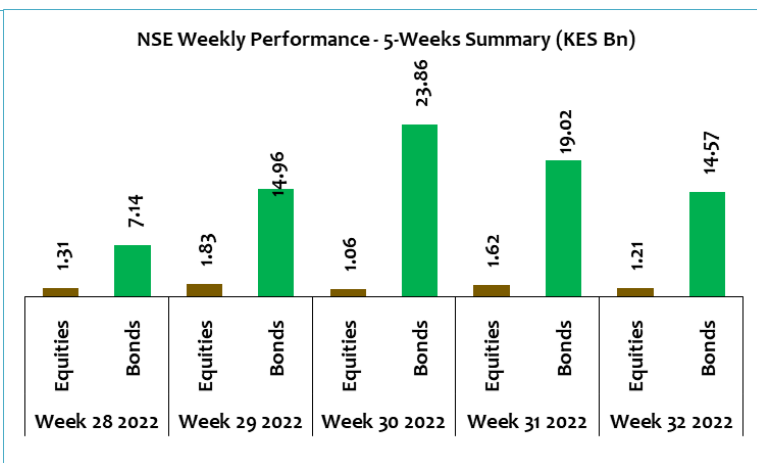
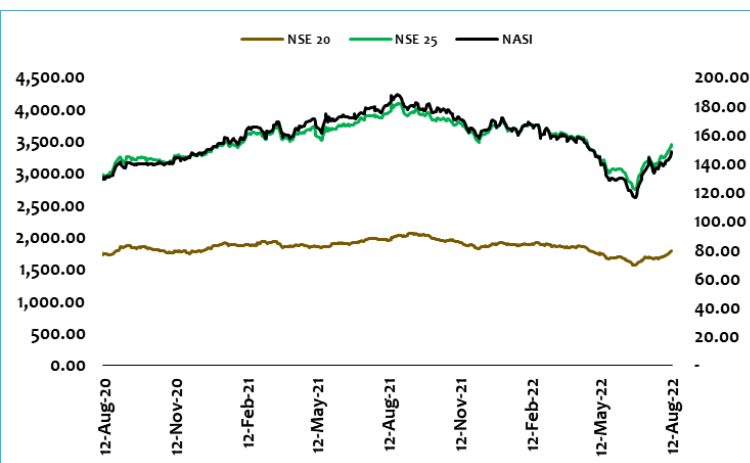
Counter	Foreign Buy (KES Mn)	% Foreign Buy
EQTY	133.46	34.3%
SCOM	86.71	7.7%
KCB	17.31	6.8%
EABL	6.07	13.1%
SCBK	5.45	17.8%
Total KES	266.38	100.0%
Total USD	2.23	

Top Losers

Counter	Week 31	Week 32	Δ%
B.O.C Kenya	73.25	71.25	-2.7%
Sasini	21.00	20.80	-1.0%

Top Foreign Sales - Week 32 2022

Counter	Foreign Sale (KES Mn)	% Foreign Sell
SCOM	526.02	46.8%
KCB	108.89	42.6%
EQTY	52.23	13.4%
EABL	14.00	30.2%
BAT	6.88	43.8%
Total KES	756.65	100.0%
Total USD Mn	6.34	



Equities Market

Market indexes were all green with the NSE 20 Share Index adding 72.80points to close at 1,799.46Points while the NSE 25 Share index and NASI were up 3.6% and 3.4% respectively. Value increase on large cap counters saw market capitalization expand by 76.08Bn to KES 2,289.34Bn. Co-op Bank (KES 12.80, +7.6%), Equity Group (KES 50.50, +4.7%), DTB (KES 50.75, +3.6%), Safaricom (KES 31.15, 3.5%) and KCB Group (KES 43.05, +3.1%) were the week's main value gainers.

The effects of the general were felt in the market as turnover declined by 32.9% w-w depressed by a 29.4% w-w dip in volumes traded. Foreign investors remained on the sidelines as foreign activity was 47.1% with a negative flows of KES 49.03Mn down from 59.5% the previous week. Safaricom (KES 31.15, +3.5%) saw 54.6% in foreign activity with a net outflow of KES 439.30Mn while Equity Group was up 4.7% to KES 50.50 with 47.7% foreign activity and a net inflow of KES 81.22Mn.

Resumption of tourism and conference services saw TPS Serena gain 10.8% w-w to close the week at KES 16.95 with 52,800 shares exchanging hands. A 100% proposed acquisition of Limuru Tea by eka terra Tea Kenya saw the agricultural company add 9.7% in value to end the week at KES 507.00.

Only two counter turned red with BOC Kenya declining by 2.7% to KES 71.25 and Sasini shedding 1.0% to KES 20.80.

The market is expected to witness low activity as the country awaits the announcement on the presidential election results.

Corporate Actions

Corporate Action								
Counter	Declared	Issue Date	Book Closure	Payment Date	Dividend	Total Dividend	EPS	Payout
EABL	Final	28-Jul-22	15-Sep-22	30-Oct-22	7.25	11.00	15.00	73.3%
Centum Investments	Final	26-Jul-22	STA	STA	0.59	0.59		
BAT Kenya	Interim	20-Jul-22	12-Aug-22	16-Sep-22	5.00	10.00		
Safaricom Plc	Final	12-May-22	29-Jul-22	31-Aug-22	0.75	1.39	1.74	79.9%
Williamson Tea	First and Final	01-Jul-22	29-Jul-22	STA	20.00	20.00	29.73	67.3%
Kapchorua Tea	First and Final	01-Jul-22	29-Jul-22	STA	10.00	10.00	27.35	36.6%
Crown Paints	First and Final	04-May-22	28-Jun-22	15-Aug-22	4.00	4.00	6.58	60.8%

Bonds Markets

Secondar bonds market saw deals plunge by 49.1% while value traded was down to KES 10.90Bn, 42.7% lower compared to KES 19.02Bn. Portfolio alignment saw FXD1/2021/02Yr bond as top traded paper moving KES 2.0Bn at an average yield of 9.50%, 289.obps lower compared to the previous weeks average.

Market activities are expected to be sublimed as investors wait for the presidential election results and August primary auctions.

The week expects KES 12.84Bn in coupon payments which we foresee being injected into the primary issue rather than the secondary market.

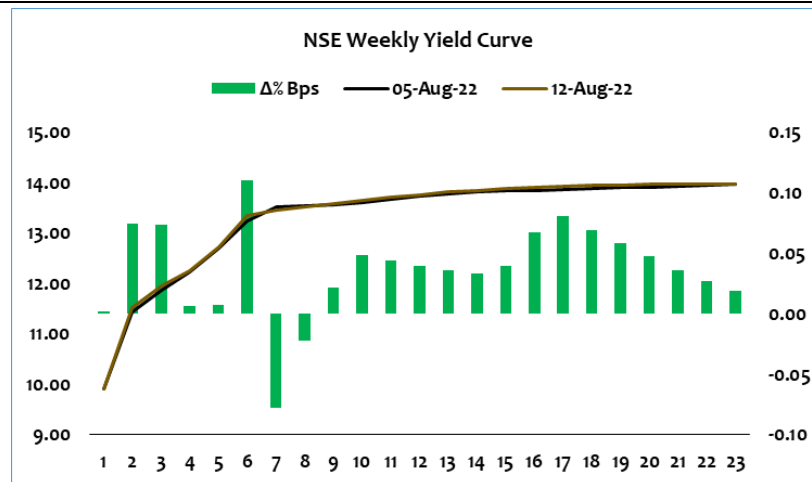
NSE Bonds Weekly Performance Week 32 2022			
Indicator	Week 31	Week 32	w-w
Deals	581	296	-49.1%
Value (KES Bn)	19.02	10.90	-42.7%

Top Bond Performance Week 32-2022					
Bond	Amount KES Bn	Average Yield	Week Average Δ bps	Proportion to Weeks value	proportion to bond issue
FXD 1/2021/2Yr	2.00	9.5000%	-289.00	18.3%	3.6%
IFB1/2020/11Yr	1.82	12.7765%	13.31	16.7%	2.3%
IFB1/2022/18Yr	1.72	13.3100%	-0.55	15.8%	2.3%
Total	10.90			100.0%	

Yield Curve

Yield curve saw marginal upward shift despite the upcoming primary auction. The downward move on the 364-day paper has seen to limit the upward shift on the short-term bonds as upward shifts remain visible on re-opened bonds. Long end is expected to revert on a marginal downward shift to the 13.75% - 13.80% range in the coming days.

Yield Key Rates %	13-Aug-21	07-Jan-22	05-Aug-22	12-Aug-22	y-y bps Δ	y-t-d bps Δ	w-w bps Δ
2-Yr	9.2620	9.9932	11.4417	11.5162	225.4	152.3	7.4
5-Yr	11.0771	11.4177	12.7125	12.7200	164.3	130.2	0.8
10-Yr	12.5197	12.7156	13.6009	13.6499	113.0	93.4	4.9
15-Yr	13.1500	13.2475	13.8497	13.8896	74.0	64.2	4.0
20-Yr	13.2812	13.4326	13.9183	13.9657	68.5	53.3	4.7
24-Yr	13.3848	13.5848	13.9651	13.9841	59.9	39.9	1.9



Agricultural	VWAP 05-Aug-22	VWAP 12-Aug-22	Prices	Total Shares Issued	Mkt Cap. KES Mn	EPS	DPS	P/E	Dividend Yield
Eaagads Ltd	13.70	13.70	0.0%	32,157,000	441	0.26	-	52.69	0.0%
Kakuzi Plc	368.25	368.25	0.0%	19,599,999	7,218	16.31	22.00	22.58	6.0%
Kapchorua Tea Kenya Plc	100.25	100.75	0.5%	7,824,000	788	27.35	10.00	3.68	9.9%
The Limuru Tea Co. Plc	462.00	507.00	9.7%	2,400,000	1,217	0.79	0.70	641.77	0.1%
Sasini Plc	21.00	20.80	-1.0%	228,055,500	4,744	2.49	1.00	8.35	4.8%
Williamson Tea Kenya Plc	151.00	153.25	1.5%	17,512,640	2,684	29.73	20.00	5.15	13.1%
								Sector PE	10.47
AUTOMOBILES & ACCESSORIES	VWAP 05-Aug-22	VWAP 12-Aug-22	Prices	Total Shares Issued	Mkt Cap. KES Mn	EPS	DPS	P/E	Dividend Yield
Car & General (K) Ltd	42.80	44.00	2.8%	80,206,616	3,529	22.43	3.20	1.96	7.3%
								Sector PE	1.96
BANKING	VWAP 05-Aug-22	VWAP 12-Aug-22	Prices	Total Shares Issued	Mkt Cap. KES Mn	EPS	DPS	P/E	Dividend Yield
ABSA Bank Kenya Plc	11.40	12.00	5.3%	5,431,536,000	65,178	1.90	1.10	6.32	9.2%
BK Group Plc	30.55	30.55	0.0%	896,759,222	27,396	6.49	3.24	16.98	10.6%
Diamond Trust Bank Kenya Ltd	49.00	50.75	3.6%	279,602,220	14,190	10.60	3.00	4.79	5.9%
Equity Group Holdings Plc	48.25	50.50	4.7%	3,773,674,802	190,571	10.38	3.00	4.87	5.9%
HF Group Plc	3.50	3.50	0.0%	384,614,168	1,346	(1.54)	-	(2.27)	0.0%
I&M Holdings Plc	17.00	17.00	0.0%	1,653,621,476	28,112	4.92	1.50	3.46	8.8%
KCB Group Plc	41.75	43.05	3.1%	3,213,462,815	138,340	10.64	3.00	4.05	7.0%
NCBA Group Plc	25.55	26.20	2.5%	1,647,519,532	43,165	6.21	3.00	4.22	11.5%
Stanbic Holdings Plc	96.00	98.75	2.9%	395,321,638	39,038	18.23	9.00	5.42	9.1%
Standard Chartered Bank Kenya Ltd	135.25	139.25	3.0%	377,861,629	52,617	23.49	19.00	5.93	13.6%
The Co-operative Bank of Kenya Ltd	11.90	12.80	7.6%	5,867,174,695	75,100	2.66	1.00	4.81	7.8%
								Sector PE	4.76
COMMERCIAL AND SERVICES	VWAP 05-Aug-22	VWAP 12-Aug-22	Prices	Total Shares Issued	Mkt Cap. KES Mn	EPS	DPS	P/E	Dividend Yield
Deacons (East Africa) Plc	0.45	0.45	0.0%	123,558,228	56	(6.82)	-	(0.07)	0.0%
Eveready East Africa Ltd	0.80	0.80	0.0%	210,000,000	168	(0.33)	-	(2.42)	0.0%
Express Kenya Plc	3.50	3.65	4.3%	47,711,481	174	(1.97)	-	(1.85)	0.0%
Homeboyz Entertainment Plc	4.66	4.66	0.0%	63,200,000	295	(0.51)	-	(9.14)	0.0%
Kenya Airways Ltd	3.83	3.83	0.0%	5,681,738,063	21,761	(2.73)	-	(1.40)	0.0%
Longhorn Publishers Plc	3.25	3.51	8.0%	272,440,473	956	0.68	-	5.16	0.0%
Nairobi Business Ventures Ltd	3.38	3.47	2.7%	1,353,711,934	4,697	(3.20)	-	(1.08)	0.0%
Nation Media Group Plc	19.70	20.00	1.5%	190,295,163	3,806	2.50	1.50	8.00	7.5%
Sameer Africa Plc	3.55	3.55	0.0%	278,342,393	988	0.16	-	22.19	0.0%
Standard Group Plc	13.15	13.25	0.8%	81,731,808	1,083	(3.79)	-	(3.50)	0.0%
TPS Eastern Africa Ltd	15.30	16.95	10.8%	182,174,108	3,088	(3.40)	-	(4.99)	0.0%
Uchumi Supermarket Plc	0.24	0.27	12.5%	364,959,616	99	(4.60)	-	(0.06)	0.0%
WPP Scangroup Plc	3.56	3.91	9.8%	432,155,985	1,690	(0.04)	-	(97.75)	0.0%
								Sector PE	(1.70)
CONSTRUCTION & ALLIED	VWAP 05-Aug-22	VWAP 12-Aug-22	Prices	Total Shares Issued	Mkt Cap. KES Mn	EPS	DPS	P/E	Dividend Yield
ARM Cement Plc	5.55	5.55	0.0%	959,940,200	5,328	(6.83)	-	(0.81)	0.0%
Bamburi Cement Ltd	37.30	37.40	0.3%	362,959,275	13,575	3.58	3.58	10.45	9.6%
Crown Paints Kenya Plc	42.75	43.65	2.1%	142,362,000	6,214	6.85	4.00	6.37	9.2%
E.A.Cables Ltd	1.20	1.20	0.0%	253,125,000	304	(2.15)	-	(0.56)	0.0%
E.A.Portland Cement Co. Ltd	7.64	7.64	0.0%	90,000,000	688	20.97	-	0.36	0.0%
								Sector PE	(8.88)
ENERGY & PETROLEUM	VWAP 05-Aug-22	VWAP 12-Aug-22	Prices	Total Shares Issued	Mkt Cap. KES Mn	EPS	DPS	P/E	Dividend Yield
KenGen Co. Plc	3.50	3.79	8.3%	6,594,522,339	24,993	0.18	0.30	21.06	7.9%
Kenya Power & Lighting Co Plc	1.40	1.50	7.1%	1,951,467,045	2,927	0.76	-	1.97	0.0%
Total Kenya Ltd	23.50	24.00	2.1%	175,065,000	4,202	4.35	1.31	5.52	5.5%
Umeme Ltd	7.36	7.70	4.6%	1,623,878,005	12,504	2.76	1.74	2.79	22.6%
								Sector PE	5.64
INSURANCE	VWAP 05-Aug-22	VWAP 12-Aug-22	Prices	Total Shares Issued	Mkt Cap. KES Mn	EPS	DPS	P/E	Dividend Yield
Britam Holdings Plc	6.00	6.28	4.7%	2,523,486,816	15,847	0.02	-	314.00	0.0%

CIC Insurance Group Ltd	1.99	2.00	0.5%	2,615,538,528	5,231	0.23	-	8.70	0.0%
Jubilee Holdings Ltd	245.50	252.50	2.9%	72,472,950	18,299	89.88	13.00	2.81	5.1%
Kenya Re Insurance Corporation Ltd	2.05	2.09	2.0%	2,799,796,272	5,852	2.55	0.10	0.82	4.8%
Liberty Kenya Holdings Ltd	5.90	6.00	1.7%	535,707,499	3,214	0.15	-	40.00	0.0%
Sanlam Kenya Plc	11.60	11.65	0.4%	144,000,000	1,678	(2.79)	-	(4.18)	0.0%
							Sector PE	3.58	

INVESTMENT	VWAP 05-Aug-22	VWAP 12-Aug-22	Prices	Total Shares Issued	Mkt Cap. KES Mn	EPS	DPS	P/E	Dividend Yield
Centum Investment Co Plc	9.44	9.98	5.7%	665,441,714	6,641	(0.93)	0.33	(10.73)	3.3%
Home Afrika Ltd	0.35	0.37	5.7%	405,255,320	150	(0.72)	-	(0.51)	0.0%
Kurwitu Ventures Ltd	1500.00	1500.00	0.0%	102,272	153	(36.00)	-	(41.67)	0.0%
Olympia Capital Holdings Ltd	2.37	2.39	0.8%	40,000,000	96	0.28	-	8.54	0.0%
Trans-Century Plc	1.20	1.30	8.3%	375,202,766	488	(7.95)	-	(0.16)	0.0%
							Sector PE	(1.94)	

INVESTMENT SERVICES	VWAP 05-Aug-22	VWAP 12-Aug-22	Prices	Total Shares Issued	Mkt Cap. KES Mn	EPS	DPS	P/E	Dividend Yield
Nairobi Securities Exchange Plc	7.58	8.00	5.5%	259,500,791	2,076	0.51	1.40	15.69	17.5%
							Sector PE	15.69	

MANUFACTURING & ALLIED	VWAP 05-Aug-22	VWAP 12-Aug-22	Prices	Total Shares Issued	Mkt Cap. KES Mn	EPS	DPS	P/E	Dividend Yield
B.O.C Kenya Plc	73.25	71.25	-2.7%	19,525,446	1,391	5.55	4.40	12.84	6.2%
British American Tobacco Kenya Plc	434.00	445.00	2.5%	100,000,000	44,500	64.83	53.50	6.86	12.0%
Carbacid Investments Plc	11.85	12.00	1.3%	254,851,985	3,058	1.63	1.60	7.36	13.3%
East African Breweries Ltd	155.00	157.25	1.5%	790,774,356	124,349	15.00	11.00	10.48	7.0%
Flame Tree Group Holdings Ltd	1.32	1.32	0.0%	178,053,486	235	0.58	-	2.28	0.0%
Kenya Orchards Ltd	10.40	10.40	0.0%	12,868,124	134	0.28	-	37.14	0.0%
Mumias Sugar Co. Ltd	0.27	0.27	0.0%	1,530,000,000	413	(9.90)	-	(0.03)	0.0%
Unga Group Ltd	29.50	29.50	0.0%	75,708,873	2,233	2.39	-	12.34	0.0%
							Sector PE	43.98	

TELECOMMUNICATION	VWAP 05-Aug-22	VWAP 12-Aug-22	Prices	Total Shares Issued	Mkt Cap. KES Mn	EPS	DPS	P/E	Dividend Yield
Safaricom Plc	30.10	31.15	3.5%	40,065,428,000	1,248,038	1.74	1.39	17.90	4.5%
							Sector PE	17.90	

REAL ESTATE INVESTMENT TRUST	VWAP 05-Aug-22	VWAP 12-Aug-22	Prices	Total Shares Issued	Mkt Cap. KES Mn	EPS	DPS	P/E	Dividend Yield
ILAM FAHARI I-REIT	7.00	7.10	1.4%	180,972,300	1,285	(0.68)	0.56	-	7.9%

EXCHANGE TRADED FUNDS	VWAP 05-Aug-22	VWAP 12-Aug-22	Prices	Total Shares Issued	Mkt Cap. KES Mn	EPS	DPS	P/E	Dividend Yield
ABSA New Gold ETF	2015.00	2015.00	0.0%	400,000	806	-	-	-	0.0%

Research Analyst Certification:

The research analyst(s) primarily responsible for the preparation and content of all or any identified portion of this research report hereby certifies that all the views expressed herein accurately reflect their personal views. Each research analyst(s) also certifies that no part of their compensation was, is, or will be, directly or indirectly, related to the view(s) expressed by that research analyst in this research report.

Terms of Use – Disclaimer:

This research report has been prepared by Kingdom Securities Limited and is for information purposes only. This research report should not be construed as an offer or solicitation to sell or buy any investment or product. Any opinions expressed herein reflect the analyst's judgment at the date of publication and neither Kingdom Securities Limited, nor any of its affiliates or employees accepts any responsibility in respect of the information or recommendations contained herein. Unless otherwise stated, the opinions contained in this material are as of the date indicated and are subject to change at any time without prior notice. Past performance is not a guarantee or indication of future results.

The information and opinions contained in this Material have been derived from sources believed to be reliable and in good faith or constitute Kingdom Securities' judgement as at the date of this research, but no warranty is made as to their accuracy and any opinions are subject to change and may be superseded without notice. In no circumstances will Kingdom Securities or its employees be liable to you for any errors or omissions in this report or for any losses you may incur in following any recommendations in the report. Kingdom Securities is a Subsidiary of Co-operative Bank of Kenya.

Kingdom Securities Ltd – A subsidiary of Co-operative Bank Limited.

Co-operative Bank House- 5th Floor, P.O Box 48231 - 00100 Nairobi, Kenya

Office: 0711049540/0711049956

Email: kingdomresearch@co-opbank.co.ke

Research Department

Willis Nalwenge, CFA

[wnalwenge@co-opbank.co.ke](mailto:wналwenge@co-opbank.co.ke)

Shadrack Manyinsa

smanyinsa@co-obank.co.ke

Equities Trading

Justus Ogalo, ACSI

jogalo@co-opbank.co.ke

Fixed Income Trading

Ashley Odundo

aodundo@co-opbank.co.ke

Asena Moffat

amoffat@co-opbank.co.ke

Client Service and Operations

Hycinth Monchari

hmonchari@co-opbank.co.ke

Timothy Kagunya

tkagunya@co-opbank.co.ke