

NSE Weekly Performance - Week 09 - 2021

NSE 20 Share Index

1915.68

1941.39

1.34%

NSE 25 Share Index

3624.96

3587.07

1.05%

NASI

165.39

161.67

2.25%

Market Cap (KES Bn)

2,541.16

2,483.94

2.25%

Volume (Mn)

80.48

67.70

15.88%

Turnover (KES Bn)

2.84

2.14

24.65%

Bonds (KES Bn)

3.45

5.90

71.11%

Net Foreign (KES Bn)

69.3%

59.6%

147.87

(276.398)

Top Movers - Week 09 2021

Counter	Value (KES Mn)	Volumes (Mn)	Net Foreign Activity (KES Mn)	% Foreign Activity
SCOM	1228.96	32.18	954.61	77.7%
EABL	210.84	1.26	117.39	55.7%
COOP	167.62	12.85	0.14	0.1%
EQTY	160.00	4.21	82.90	51.8%
BAT	103.17	0.21	40.19	39.0%

Top Gainers - Week 09 2021

Counter	Week 8	Week 9	% Δ
NMG	16.10	25.35	57.5%
SLAM	9.58	11.15	16.4%
CGen	24.00	26.00	8.3%
XPRS	3.70	4.00	8.1%
TCL	1.14	1.21	6.1%

Top Losers - Week 09 2021

Counter	Week 8	Week 9	% Δ
EAPCL	9.32	8.38	-10.09%
LPL	4.60	4.25	-7.61%
SMER	3.50	3.24	-7.43%
UCHM	0.28	0.26	-7.14%
SCAN	5.88	5.46	-7.14%

Top Foreign Buys - Week 09

Counter	Foreign Buy (KES Mn)	% Foreign Buy
SCOM	947.32	77.1%
EABL	104.69	49.7%
EQTY	70.91	44.3%
KCB	12.45	12.6%
NMG	2.42	6.0%

Top Foreign Sales - Week 09

Counter	Foreign Buy (KES Mn)	% Foreign Buy
SCOM	961.90	77.1%
EABL	130.10	49.7%
EQTY	94.88	44.3%
KCB	83.38	12.6%
BAT	80.37	77.9%

NB: See Weekly price movements at the end of the report

KINGDOM SECURITIES

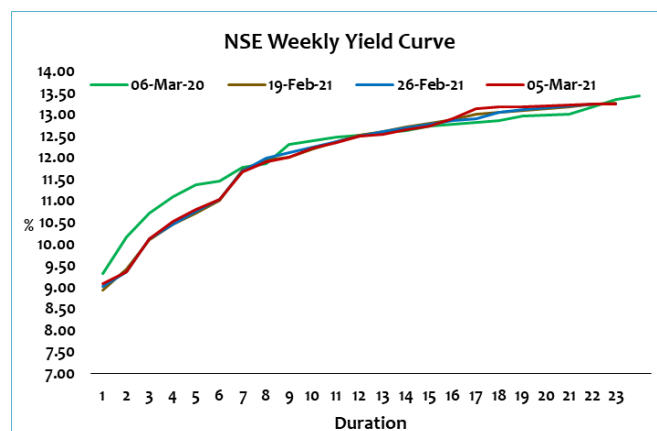
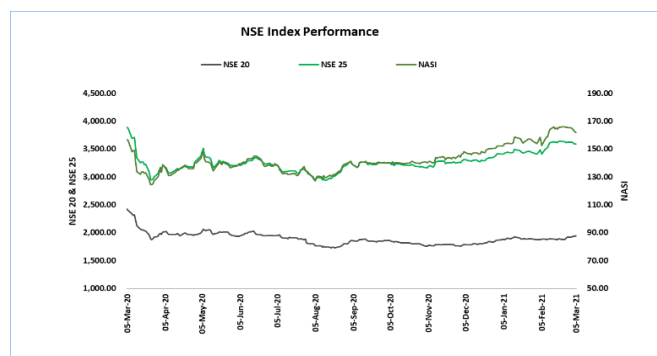
Weekly Market Highlights

Week 09 - 2021

- Equities Market:** The market closed the week with a 2.25% reduction in market capitalization from Kes. 2,541.16Bn to Kes. 2,483.94Bn.
- The NSE 20 index edged higher 1.34% on Friday 5th 2021, boosted by the large gains on the Nation Media plc following the announcement of the buyback of up to 10% of its issued and paid up share capital.
- The volumes traded ditched 15.88% from 80.48Mn to 67.70Mn occasioned by the reduction of foreign participation from 69.3% to 59.6% and an outflow of Kes. 276.40Bn in comparison to a net inflow of Kes. 147.87Bn at 69.3% in the previous week.
- The telecommunication giant, Safaricom took the lead with a foreign participation of 77.7% and a net outflow of Kes. 14.58Mn after two months of positive net foreign activity. The company saw a price decline of 4% on W/W from Kes.38.75 to Kes.37.30. This was as a result of its book closure on 5th March 2021.
- Nation Media gained the most 57.7% following the buyback of up to 10% of its issued and paid up share capital. The NMG price moved from Kes.16.10 to Kes.25.35. Sanlam and Car General followed with gains of 16.4% and 8.3% respectively.
- EAPCL lost the most by easing 10.1% to close at 8.38 followed by Longhorn Publishers Limited and Sameer Africa which lost 7.6% and 7.4% to close at 4.25 and Kes 3.24 respectively.

Bonds Market: The week saw 377 bond deals, a 3.3% increase from the previous week number of 65 deals. The turnover rose 23.5% to Kes. 18.37Bn from 14.88Bn.

Interbank Rate: The interbank rate settled 83 basis points to 5.05% from 4.22% in the previous week. The market remained relatively liquid following the government payments which offset tax remittances.



Yield Curve Key Rates %	05/03/20	26/02/21	05/03/21	(Y-t-D) bps	W-W bps
2 Yr	10.1683	9.3500	9.3599	80.8	1.0
5 Yr	11.3768	10.7539	10.7902	58.7	3.6
10 Yr	12.3891	12.2399	12.2202	16.9	2.0
15 Yr	12.7237	12.7652	12.7330	0.9	3.2
20 Yr	12.9750	13.1580	13.1836	20.9	2.6
23 Yr	13.3515	13.2330	13.2251	12.6	0.8

Week 9				
Tenure (Days)	Offer (KES Bn)	Subscription	Acceptance	WAR %
364	10,000	190.2%	90.9%	9.082%
182	10,000	77.7%	87.6%	7.77%
91	4,000	176.1%	86.0%	7.021%

Jan-21	KES/USD	KES/GBP	KES/EUR	KES/JPY
W/W	0.1%	1.1%	1.3%	1.4%
M-t-D	0.1%	0.3%	0.9%	1.0%
M/M	0.2%	2.2%	0.3%	1.9%
Y-t-D	0.4%	2.6%	1.6%	3.6%
Y/Y	6.6%	16.0%	15.3%	6.6%

The commercial bank excess reserves remained stable at Kes. 13.5 billion in relation to the 4.25% cash reserves requirement (CRR).

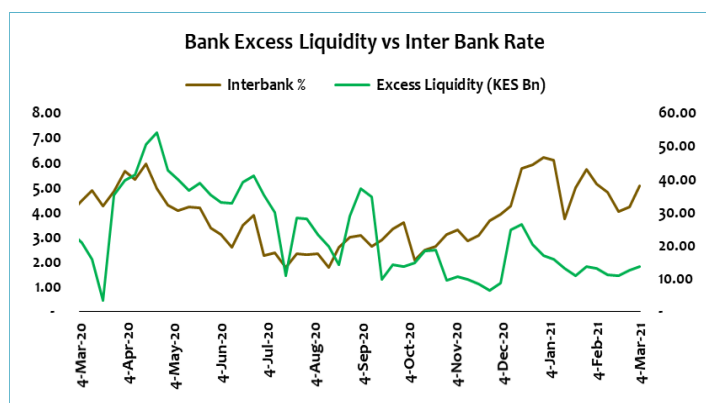
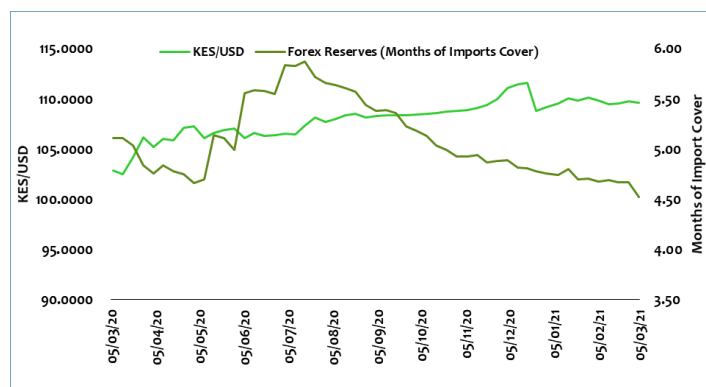
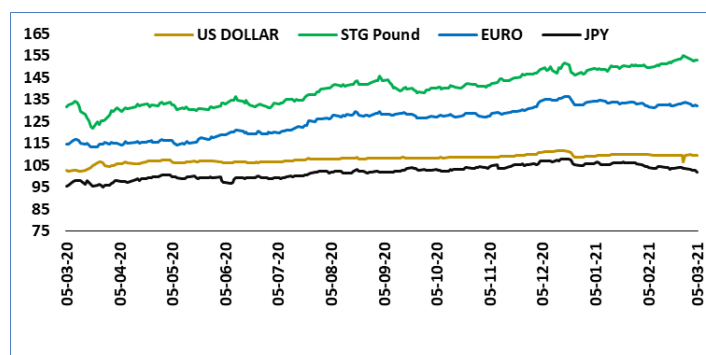
We expect a tight liquidity market in the coming week with payment of Kes. 24.24Bn in both T-bills and coupons. The tightness will be caused by the normal T-bill auction of Kes. 24Bn, a release of a reopened bond of Kes. 50Bn from CBK and a review of the CBR following its cycle end on 15th March 2021.

T-Bill Auction: The 364- and 91-day papers saw an oversubscription of 190.2% and 176.1% respectively while that of the 182-day paper stood at 77.7%. The interest rates for all the three papers improved from 6.931%, 7.722% and 9.014% to 7.024%, 7.765 and 9.082% for 91, 182- and 364-day papers respectively.

Currency: The Kenya shilling notched a weekly gain 0.1%, 1.1%, 1.3% and 1.4% against the dollar, pound, Euro and the Japanese Yen.

The Kenya shilling has maintained its strength against the dollar in the last one month by gaining 0.2% from 110.4429 to Kes. 109.6518 per dollar.

With the approval of the stimulus package of \$1.9 trillion



Company	Action	Amount	Issue Date	book Closure	Pay Date
Kengen	Fist and Final	0.30	28-01-21	29-04-21	22-07-21
Car & Gen	Final	0.80	28-01-21	22-02-21	25-03-21
Safaricom	Interim	0.45	10-02-21	05-03-21	31-03-21
BAT K	Final	41.50	19-02-21	16-04-21	12-05-21
Stanbic	Final	3.80	05-03-21	21-05-21	T/A

KINGDOM SECURITIES

Weekly Market Highlights

Week 09 - 2021

Agricultural	VWAP 26-Feb-2	VWAP 05-Mar-21	Prices	Total Shares Issued	Mkt Cap. KES Mn	EPS	DPS	P/E	Dividend Yield
Eaagads Ltd	13.00	13.00	0.00%	32,157,000	418.04	(2.18)	0.00	(5.96)	0.00%
Kakuzi Plc	370.00	365.00	-1.35%	19,599,999	7,154.00	36.40	14.00	10.03	3.84%
Kapchorua Tea Kenya Plc	85.00	85.00	0.00%	7,824,000	665.04	2.48	10.00	34.27	11.76%
The Limuru Tea Co. Plc	360.00	360.00	0.00%	2,400,000	864.00	0.79	0.70	455.70	0.19%
Sasini Plc	18.05	18.00	-0.28%	228,055,500	4,105.00	0.07	0.00	257.14	0.00%
Williamson Tea Kenya Plc	134.50	133.00	-1.12%	17,512,640	2,329.18	7.59	20.00	17.52	15.04%
								Sector PE	19.10
AUTOMOBILES & ACCESSORIES	VWAP 26-Feb-2	VWAP 05-Mar-21	Prices	Total Shares Issued	Mkt Cap. KES Mn	EPS	DPS	P/E	Dividend Yield
Car & General (K) Ltd	24.00	26.00	8.33%	40,103,308	1,042.69	6.85	0.80	3.80	3.08%
								Sector PE	3.80
BANKING	VWAP 26-Feb-2	VWAP 05-Mar-21	Prices	Total Shares Issued	Mkt Cap. KES Mn	EPS	DPS	P/E	Dividend Yield
ABSA Bank Kenya Plc	9.72	9.60	-1.23%	5,431,536,000	52,142.75	1.32	1.10	7.27	11.46%
BK Group Plc	21.90	21.00	-4.11%	896,759,222	18,831.94	4.54	1.58	4.63	7.52%
Diamond Trust Bank Kenya Ltd	69.25	71.75	3.61%	279,602,220	20,061.46	20.44	2.70	3.51	3.76%
Equity Group Holdings Plc	37.90	38.05	0.40%	3,773,674,802	143,588.33	5.93	0.00	6.42	0.00%
HF Group Plc	3.49	3.45	-1.15%	384,614,168	1,326.92	(0.29)	0.00	(11.90)	0.00%
I&M Holdings Plc	44.95	44.05	-2.00%	826,810,738	36,421.01	12.47	2.55	3.53	5.79%
KCB Group Plc	38.75	38.20	-1.42%	3,213,462,815	122,754.28	8.11	3.50	4.71	9.16%
National Bank of Kenya Ltd	4.12	4.12	0.00%	1,041,669,967	4,291.68	1.17	0.00	3.52	0.00%
NCBA Group Plc	24.50	25.90	5.71%	1,647,519,532	42,670.76	8.69	0.25	2.98	0.97%
Stanbic Holdings Plc	83.00	84.50	1.81%	395,321,638	33,404.68	13.13	3.80	6.44	4.50%
Standard Chartered Bank Kenya Ltd	134.75	134.50	-0.19%	377,861,629	50,822.39	23.49	20.00	5.73	14.87%
The Co-operative Bank of Kenya Ltd	13.05	13.00	-0.38%	5,867,174,695	76,273.27	2.43	1.00	5.35	7.69%
								Sector PE	5.04
COMMERCIAL AND SERVICES	VWAP 26-Feb-2	VWAP 05-Mar-21	Prices	Total Shares Issued	Mkt Cap. KES Mn	EPS	DPS	P/E	Dividend Yield
Deacons (East Africa) Plc	0.45	0.45	0.00%	123,558,228	55.60	(6.82)	0.00	(0.07)	0.00%
Eveready East Africa Ltd	1.08	1.10	1.85%	210,000,000	231.00	(1.45)	0.00	(0.76)	0.00%
Express Kenya Plc	3.70	4.00	8.11%	47,711,481	190.85	(1.97)	0.00	(2.03)	0.00%
Homeboyz Entertainment Plc	4.66	4.66	0.00%	63,200,000	294.51	0.57	0.00	8.18	0.00%
Kenya Airways Ltd	3.83	3.83	0.00%	5,681,738,063	21,761.06	(2.23)	0.00	(1.72)	0.00%
Longhorn Publishers Plc	4.60	4.25	-7.61%	272,440,473	1,157.87	0.68	0.00	6.25	0.00%
Nairobi Business Ventures Ltd	4.26	4.14	-2.82%	492,200,000	2,037.71	(3.20)	0.00	(1.29)	0.00%
Nation Media Group Plc	16.10	25.35	57.45%	188,542,286	4,779.55	4.50	1.50	5.63	5.92%
Sameer Africa Plc	3.50	3.24	-7.43%	278,342,393	901.83	(3.82)	0.00	(0.85)	0.00%
Standard Group Plc	18.00	19.00	5.56%	81,731,808	1,552.90	(5.25)	0.00	(3.62)	0.00%
TPS Eastern Africa Ltd	16.00	16.00	0.00%	182,174,108	2,914.79	0.81	0.00	19.75	0.00%
Uchumi Supermarket Plc	0.28	0.26	-7.14%	364,959,616	94.89	(4.60)	0.00	(0.06)	0.00%
WPP Scangroup Plc	5.88	5.46	-7.14%	432,155,985	2,359.57	1.00	0.00	5.46	0.00%
								Sector PE	(2.25)
CONSTRUCTION & ALLIED	VWAP 26-Feb-2	VWAP 05-Mar-21	Prices	Total Shares Issued	Mkt Cap. KES Mn	EPS	DPS	P/E	Dividend Yield
ARM Cement Plc	5.55	5.55	0.00%	959,940,200	5,327.67	(6.83)	0.00	(0.81)	0.00%
Bamburi Cement Ltd	41.95	40.30	-3.93%	362,959,275	14,627.26	1.74	0.00	23.16	0.00%
Crown Paints Kenya Plc	39.50	39.40	-0.25%	71,181,000	2,804.53	3.14	0.60	12.55	1.52%
E.A.Cables Ltd	1.35	1.30	-3.70%	253,125,000	329.06	(1.92)	0.00	(0.68)	0.00%
E.A.Portland Cement Co. Ltd	9.32	8.38	-10.09%	90,000,000	754.20	(16.35)	0.00	(0.51)	0.00%
								Sector PE	(3.11)

KINGDOM SECURITIES

Weekly Market Highlights

Week 09 - 2021

ENERGY & PETROLEUM	VWAP 26-Feb-2	VWAP 05-Mar-21	Prices	Total Shares Issued	Mkt Cap. KES Mn	EPS	DPS	P/E	Dividend Yield
KenGen Co. Plc	4.69	4.63	-1.28%	6,594,522,339	30,532.64	2.79	0.30	1.66	6.48%
Kenya Power & Lighting Co Plc	1.48	1.38	-6.76%	1,951,467,045	2,693.02	0.13	0.00	10.62	0.00%
Total Kenya Ltd	24.40	23.50	-3.69%	175,065,000	4,114.03	3.67	1.30	6.40	5.53%
Umeme Ltd	6.80	6.50	-4.41%	1,623,878,005	10,555.21	2.36	1.13	2.75	17.38%
							Sector PE	2.07	
INSURANCE	VWAP 26-Feb-2	VWAP 05-Mar-21	Prices	Total Shares Issued	Mkt Cap. KES Mn	EPS	DPS	P/E	Dividend Yield
Britam Holdings Plc	7.28	7.12	-2.20%	2,523,486,816	17,967.23	1.41	0.25	5.05	3.51%
CIC Insurance Group Ltd	2.30	2.22	-3.48%	2,615,538,528	5,806.50	0.12	0.00	18.50	0.00%
Jubilee Holdings Ltd	266.00	270.00	1.50%	72,472,950	19,567.70	49.07	9.00	5.50	3.33%
Kenya Re Insurance Corporation Ltd	2.49	2.62	5.22%	2,799,796,272	7,335.47	2.55	0.10	1.03	3.82%
Liberty Kenya Holdings Ltd	8.04	8.08	0.50%	535,707,499	4,328.52	1.31	0.00	6.17	0.00%
Sanlam Kenya Plc	9.58	11.15	16.39%	144,000,000	1,605.60	0.79	0.00	14.11	0.00%
							Sector PE	3.68	
INVESTMENT	VWAP 26-Feb-2	VWAP 05-Mar-21	Prices	Total Shares Issued	Mkt Cap. KES Mn	EPS	DPS	P/E	Dividend Yield
Centum Investment Co Plc	16.95	16.65	-1.77%	665,441,714	11,079.60	6.68	1.20	2.49	7.21%
Home Afrika Ltd	0.40	0.38	-5.00%	405,255,320	154.00	(1.54)	0.00	(0.25)	0.00%
Kurwitu Ventures Ltd	1500.00	1500.00	0.00%	102,272	153.41	(36.00)	0.00	(41.67)	0.00%
Olympia Capital Holdings Ltd	1.99	2.00	0.50%	40,000,000	80.00	0.11	0.00	18.18	0.00%
Trans-Century Plc	1.14	1.21	6.14%	375,202,766	454.00	(7.95)	0.00	(0.15)	0.00%
							Sector PE	14.21	
INVESTMENT SERVICES	VWAP 26-Feb-2	VWAP 05-Mar-21	Prices	Total Shares Issued	Mkt Cap. KES Mn	EPS	DPS	P/E	Dividend Yield
Nairobi Securities Exchange Plc	8.60	8.24	-4.19%	259,500,791	2,138.29	0.30	0.08	27.47	0.97%
							Sector PE	27.47	
MANUFACTURING & ALLIED	VWAP 26-Feb-2	VWAP 05-Mar-21	Prices	Total Shares Issued	Mkt Cap. KES Mn	EPS	DPS	P/E	Dividend Yield
B.O.C Kenya Plc	58.00	60.00	3.45%	19,525,446	1,171.53	2.86	2.35	20.98	3.92%
British American Tobacco Kenya Plc	489.50	480.50	-1.84%	100,000,000	48,050.00	55.18	45.00	8.71	9.37%
Carbacid Investments Plc	12.15	12.30	1.23%	254,851,985	3,134.68	1.38	0.70	8.91	5.69%
East African Breweries Ltd	166.00	169.00	1.81%	790,774,356	133,640.87	7.19	8.50	23.50	5.03%
Flame Tree Group Holdings Ltd	1.33	1.24	-6.77%	178,053,486	220.79	0.26	0.00	4.77	0.00%
Kenya Orchards Ltd	10.40	10.40	0.00%	12,868,124	133.83	0.69	0.00	15.07	0.00%
Mumias Sugar Co. Ltd	0.27	0.27	0.00%	1,530,000,000	413.10	(9.90)	0.00	(0.03)	0.00%
Unga Group Ltd	32.00	31.00	-3.13%	75,708,873	2,346.98	0.45	0.00	68.89	0.00%
							Sector PE	(54.87)	
TELECOMMUNICATION	VWAP 26-Feb-2	VWAP 05-Mar-21	Prices	Total Shares Issued	Mkt Cap. KES Mn	EPS	DPS	P/E	Dividend Yield
Safaricom Plc	38.75	37.30	-3.74%	40,065,428,000	1,494,440.46	1.40	1.86	26.64	4.99%
							Sector PE	26.64	
REAL ESTATE INVESTMENT TRUST	VWAP 26-Feb-2	VWAP 05-Mar-21	Prices	Total Shares Issued	Mkt Cap. KES Mn	EPS	DPS	P/E	Dividend Yield
ILAM FAHARI I-REIT	6.60	6.70	1.52%	180,972,300	1,212.51	0.97	0.75	6.91	11.19%
EXCHANGE TRADED FUNDS	VWAP 26-Feb-2	VWAP 05-Mar-21	Prices	Total Shares Issued	Mkt Cap. KES Mn	EPS	DPS	P/E	Dividend Yield
ABSA New Gold ETF	1855.00	1855.00	0.00%	250,000	463.75	-	0.00	-	0.00%

Research Analyst Certification:

The research analyst(s) primarily responsible for the preparation and content of all or any identified portion of this research report hereby certifies that all of the views expressed herein accurately reflect their personal views. Each research analyst(s) also certifies that no part of their compensation was, is, or will be, directly or indirectly, related to the view(s) expressed by that research analyst in this research report.

Terms of Use – Disclaimer:

This research report has been prepared by Kingdom Securities Limited and is for information purposes only. This research report should not be construed as an offer or solicitation to sell or buy any investment or product. Any opinions expressed herein reflect the analyst's judgment at the date of publication and neither Kingdom Securities Limited, nor any of its affiliates or employees accepts any responsibility in respect of the information or recommendations contained herein. Unless otherwise stated, the opinions contained in this material are as of the date indicated and are subject to change at any time without prior notice. Past performance is not a guarantee or indication of future results.

The information and opinions contained in this Material have been derived from sources believed to be reliable and in good faith or constitute Kingdom Securities' judgement as at the date of this research but no warranty is made as to their accuracy and any opinions are subject to change and may be superseded without notice. In no circumstances will Kingdom Securities or its employees be liable to you for any errors or omissions in this report or for any losses you may incur in following any recommendations in the report. Kingdom Securities is a Subsidiary of Co-operative Bank of Kenya.

Kingdom Securities Ltd – A subsidiary of Co-operative Bank Limited.

Co-operative Bank House- 5th Floor, P.O Box 48231 - 00100 Nairobi, Kenya

Office: 0711049540/0711049956

Email: kingdomresearch@co-opbank.co.ke

Research Department		Equities Trading	
Willis Nalwenge, CFA	wnalwenge@co-opbank.co.ke	Andrew Karanja	amkaranja@co-opbank.co.ke
Shadrack Manyinsa	smanyinsa@co-opbank.co.ke	Justus Ogalo	jogalo@co-opbank.co.ke