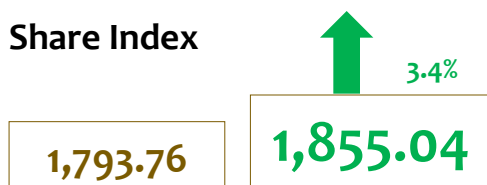
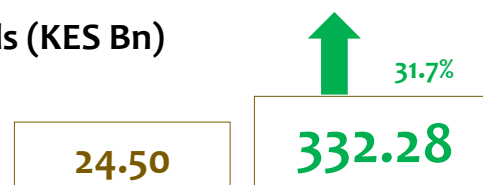


NSE Weekly Performance - Week 36 - 2020


NSE 20 Share Index



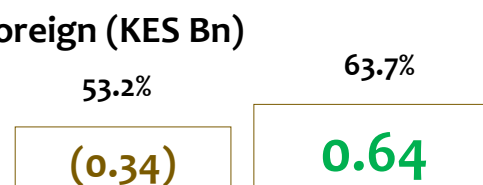
Bonds (KES Bn)




NSE 25 Share Index



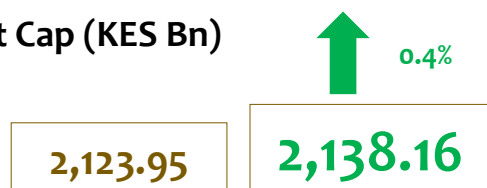
Net Foreign (KES Bn)




NASI



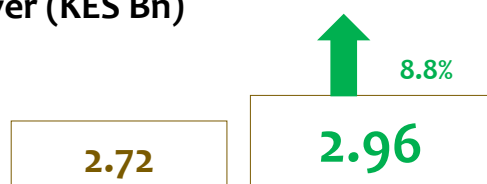
Market Cap (KES Bn)



Volume (Mn)



Turnover (KES Bn)



Top Movers - Week 36 2020

Counter	Value (KES Bn)	Volumes (Mn)	Net Foreign Activity (KES Bn)	% Foreign Activity
SCOM	1.81	60.58	0.72	78.6%
EQTY	0.38	10.40	0.10	34.1%
KCB	0.19	5.12	(0.04)	42.1%
EABL	0.12	0.70	(0.04)	68.8%
BoK	0.09	6.28	0.09	49.6%

Top Gainers – Week 36

Counter	Week 35	Week 36	% Δ
ScanGroup	7.70	8.42	9.4%
NMG	15.55	16.95	9.0%
Eaagads	11.50	12.50	8.7%
Uchumi	0.26	0.28	7.7%
Stanbic	80.00	85.50	6.9%

Top Losers – Week 36

Counter	Week 35	Week 36	% Δ
Flame Tree	1.40	1.33	-5.0%
HFCK	4.00	3.81	-4.8%
LKL	4.74	4.53	-4.4%
Stanchart	169.25	162.25	-4.1%
Equity Group	37.05	35.65	-3.8%

Equities Market: Market activities improved with market cap closing 0.4% higher buoyed by activities in large caps. Foreign activity was at 63.7% and a net buy of KES 0.62Bn against 53.2% foreign activity levels and a net sell of KES 0.34Bn.

We project improved activity with a foreign net sell on profit harvesting in the finance sector.

Secondary Bonds Market: Bond activity improved by 31.7% with demand skewed on IFB1/2020/9Yr and IFB1/2020/11Yr.

Yield curve saw key long end shift upwards while the short end shifted down with the 2year key rate shifting 10bps downwards.

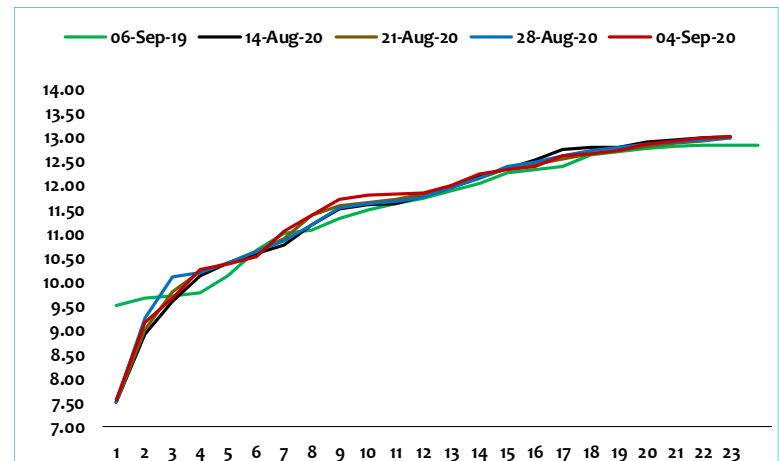
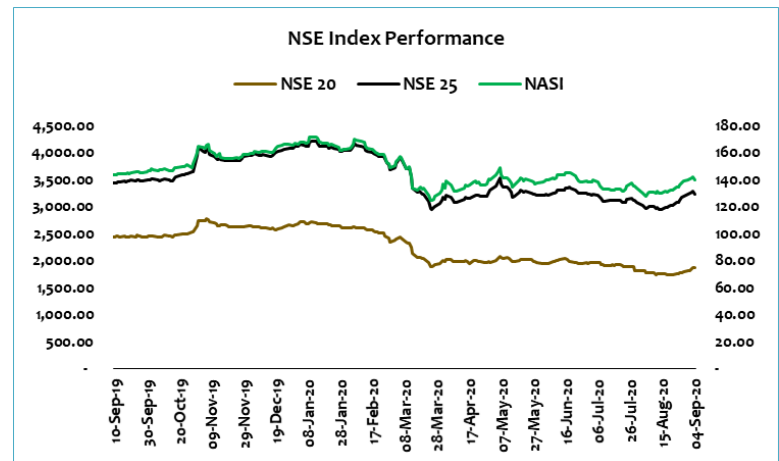
We project activities to ease towards the end of the week as the September primaries approach.

Money market:

T-Bill - auction remain undersubscribed for a fourth week in a row. Government received KES 11.90Bn (49.6%) while accepting 10.93Bn (91.8%) compared to KES 12.56Bn (52.3%) and accepted 85.4% in week 35.

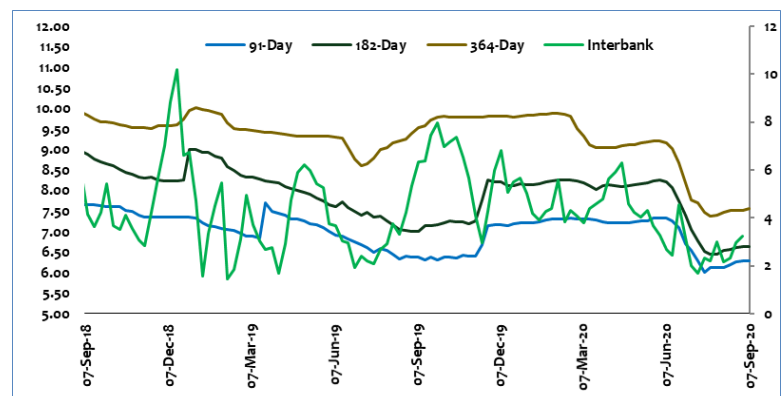
Interbank Rate weekly average was up 6.0bps to 3.08% from 3.02% with average demand standing at KES 10.59Bn against KES 16.52Bn.

Currency: Hard currency sellers saw offers in the market managed to counter bids leaving the shilling stable against the majors while gaining on the yen.



YTM Key Rates %	03-Jan-20	28-Aug-20	04-Sep-20	(YTD) bps	W/W bps
2 Year	10.4458	9.2500	9.1500	-129.6	-10.0
5 Year	11.4867	10.3960	10.3694	-111.7	-2.7
10 Year	12.1035	11.6221	11.8022	-30.1	18.0
15 Year	12.5211	12.4076	12.3233	-19.8	-8.4
20 Year	12.9125	12.8558	12.8617	-5.1	0.6
23 Year	13.0125	12.9940	13.0100	-0.2	1.6

4-Sep-20	KES/USD	KES/GBP	KES/EUR	KES/JPY
W/W	0.1%	0.7%	0.3%	0.2%
M-t-D	0.1%	0.0%	0.4%	0.4%
M/M	0.5%	2.4%	1.5%	0.3%
Y-t-D	6.9%	7.8%	12.9%	9.1%
Y/Y	4.3%	15.1%	12.8%	4.1%



Research Analyst Certification:

The research analyst(s) primarily responsible for the preparation and content of all or any identified portion of this research report hereby certifies that all of the views expressed herein accurately reflect their personal views. Each research analyst(s) also certifies that no part of their compensation was, is, or will be, directly or indirectly, related to the view(s) expressed by that research analyst in this research report.

Terms of Use – Disclaimer:

This research report has been prepared by Kingdom Securities Limited and is for information purposes only. This research report should not be construed as an offer or solicitation to sell or buy any investment or product. Any opinions expressed herein reflect the analyst's judgment at the date of publication and neither Kingdom Securities Limited, nor any of its affiliates or employees accepts any responsibility in respect of the information or recommendations contained herein. Unless otherwise stated, the opinions contained in this material are as of the date indicated and are subject to change at any time without prior notice. Past performance is not a guarantee or indication of future results.

The information and opinions contained in this Material have been derived from sources believed to be reliable and in good faith or constitute Kingdom Securities' judgement as at the date of this research but no warranty is made as to their accuracy and any opinions are subject to change and may be superseded without notice. In no circumstances will Kingdom Securities or its employees be liable to you for any errors or omissions in this report or for any losses you may incur in following any recommendations in the report. Kingdom Securities is a Subsidiary of Co-operative Bank of Kenya.

Kingdom Securities Ltd – A subsidiary of Co-operative Bank Limited.

Co-operative Bank House- 5th Floor, P.O Box 48231 - 00100 Nairobi, Kenya

Office: 0711049540/0711049956

Email: kingdomresearch@co-opbank.co.ke

Research Department

Equities Trading

Willis Nalwenge, CFA

wnalwenge@co-opbank.co.ke

Andrew Karanja

amkaranja@co-opbank.co.ke

Fred Mwireri

fmwireri@co-opbank.co.ke

Justus Ogalo

jogalo@co-opbank.co.ke